

THE
BRICK
STORE



CTL

Cladding
Traditional Linea



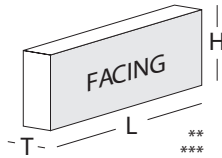
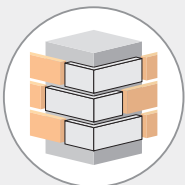

LR

LR Sood & Co

LUDHIANA

CTL60

LINEAR RED



L 327 H 50 T 25 MM

Corner Consumption:

Per Running
Sq. Ft. - 5 pcs.

***Specifications:**

Weight: 1 Kg
Water absorption: < 18%

Coverage per sq.ft. (10mm joint):

1 sq. ft. - 4.6 pcs.
1 m2 - 49.5 pcs.

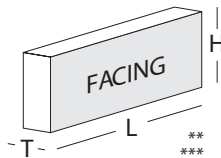
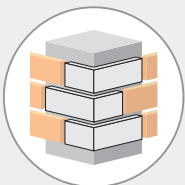
**Specifications are indicative, buyers are requested to undertake tests in accredited laboratories to verify suitability of bricks for particular application.*

***Individual bricks may vary dimensionally this is natural characteristic of fired clay products and is catered for in relevant Indian Standard.*

****Dimensions are subject to change without prior notice, before ordering/designing buyers are encouraged to inquire about prevailing sizes and quantities available.*

CTL61

LINEAR RED OLDE



L 327 H 50 T 25 MM

Corner Consumption:

Per Running
Sq. Ft. - 5 pcs.

***Specifications:**

Weight: 1 Kg
Water absorption: < 18%

Coverage per sq.ft. (10mm joint):

1 sq. ft. - 4.6 pcs.
1 m2 - 49.5 pcs.

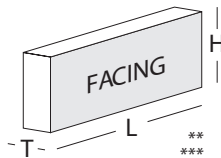
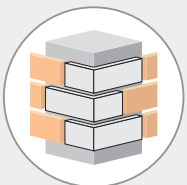
**Specifications are indicative, buyers are requested to undertake tests in accredited laboratories to verify suitability of bricks for particular application.*

***Individual bricks may vary dimensionally this is natural characteristic of fired clay products and is catered for in relevant Indian Standard.*

****Dimensions are subject to change without prior notice, before ordering/designing buyers are encouraged to inquire about prevailing sizes and quantities available.*

CTL62

LINEAR YORK BLEND



L 327 H 50 T 25 MM

Corner Consumption:

Per Running
Sq. Ft. - 5 pcs.

***Specifications:**

Weight: 1 Kg
Water absorption: < 18%

Coverage per sq.ft. (10mm joint):

1 sq. ft. - 4.6 pcs.
1 m2 - 49.5 pcs.

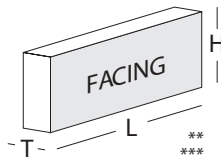
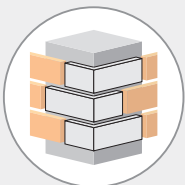

**Specifications are indicative, buyers are requested to undertake tests in accredited laboratories to verify suitability of bricks for particular application.*

***Individual bricks may vary dimensionally this is natural characteristic of fired clay products and is catered for in relevant Indian Standard.*

****Dimensions are subject to change without prior notice, before ordering/designing buyers are encouraged to inquire about prevailing sizes and quantities available.*

CTL63

LINEAR WARSAW PINK



L 327 H 50 T 25 MM

Corner Consumption:

Per Running
Sq. Ft. - 5 pcs.

***Specifications:**

Weight: 1 Kg
Water absorption: < 18%

Coverage per sq.ft. (10mm joint):

1 sq. ft. - 4.6 pcs.
1 m2 - 49.5 pcs.

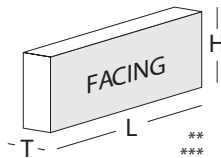
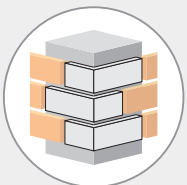
**Specifications are indicative, buyers are requested to undertake tests in accredited laboratories to verify suitability of bricks for particular application.*

***Individual bricks may vary dimensionally this is natural characteristic of fired clay products and is catered for in relevant Indian Standard.*

****Dimensions are subject to change without prior notice, before ordering/designing buyers are encouraged to inquire about prevailing sizes and quantities available.*

CTL64

LINEAR FARMHOUSE BLEND



L 327 H 50 T 25 MM

Corner Consumption:

Per Running
Sq. Ft. - 5 pcs.

***Specifications:**

Weight: 1 Kg
Water absorption: < 18%

Coverage per sq.ft. (10mm joint):

1 sq. ft. - 4.6 pcs.
1 m2 - 49.5 pcs.

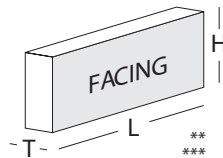
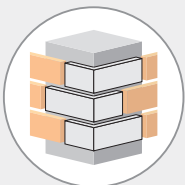
**Specifications are indicative, buyers are requested to undertake tests in accredited laboratories to verify suitability of bricks for particular application.*

***Individual bricks may vary dimensionally this is natural characteristic of fired clay products and is catered for in relevant Indian Standard.*

****Dimensions are subject to change without prior notice, before ordering/designing buyers are encouraged to inquire about prevailing sizes and quantities available.*

CTL65

LINEAR VINCENT YELLOW MULTI



L 327 H 50 T 25 MM

Corner Consumption:

Per Running
Sq. Ft. - 5 pcs.

***Specifications:**

Weight: 1 Kg
Water absorption: < 18%

Coverage per sq.ft. (10mm joint):

1 sq. ft. - 4.6 pcs.
1 m2 - 49.5 pcs.

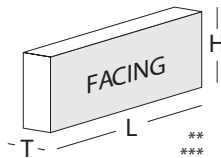
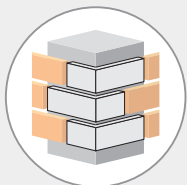
**Specifications are indicative, buyers are requested to undertake tests in accredited laboratories to verify suitability of bricks for particular application.*

***Individual bricks may vary dimensionally this is natural characteristic of fired clay products and is catered for in relevant Indian Standard.*

****Dimensions are subject to change without prior notice, before ordering/designing buyers are encouraged to inquire about prevailing sizes and quantities available.*

CTL66

LINEAR CAMBRIDGE BUFF



L 327 H 50 T 25 MM

Corner Consumption:

Per Running
Sq. Ft. - 5 pcs.

***Specifications:**

Weight: 1 Kg
Water absorption: < 18%

Coverage per sq.ft. (10mm joint):

1 sq. ft. - 4.6 pcs.
1 m2 - 49.5 pcs.

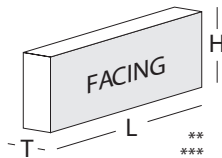
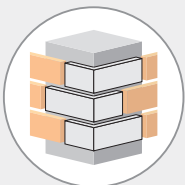
**Specifications are indicative, buyers are requested to undertake tests in accredited laboratories to verify suitability of bricks for particular application.*

***Individual bricks may vary dimensionally this is natural characteristic of fired clay products and is catered for in relevant Indian Standard.*

****Dimensions are subject to change without prior notice, before ordering/designing buyers are encouraged to inquire about prevailing sizes and quantities available.*

CTL67

LINEAR VINCENT YELLOW



L 327 H 50 T 25 MM

Corner Consumption:

Per Running
Sq. Ft. - 5 pcs.

***Specifications:**

Weight: 1 Kg
Water absorption: < 18%

Coverage per sq.ft. (10mm joint):

1 sq. ft. - 4.6 pcs.
1 m2 - 49.5 pcs.

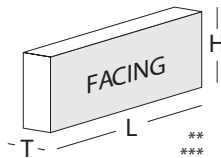
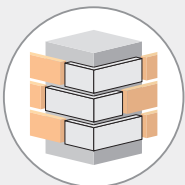
**Specifications are indicative, buyers are requested to undertake tests in accredited laboratories to verify suitability of bricks for particular application.*

***Individual bricks may vary dimensionally this is natural characteristic of fired clay products and is catered for in relevant Indian Standard.*

****Dimensions are subject to change without prior notice, before ordering/designing buyers are encouraged to inquire about prevailing sizes and quantities available.*

CTL68

LINEAR BRAMPTON BROWN



L 327 H 50 T 25 MM

Corner Consumption:

Per Running
Sq. Ft. - 5 pcs.

***Specifications:**

Weight: 1 Kg
Water absorption: < 18%

Coverage per sq.ft. (10mm joint):

1 sq. ft. - 4.6 pcs.
1 m2 - 49.5 pcs.

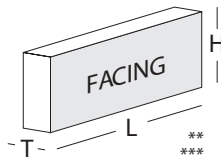
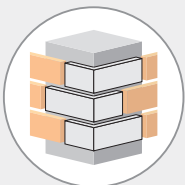
**Specifications are indicative, buyers are requested to undertake tests in accredited laboratories to verify suitability of bricks for particular application.*

***Individual bricks may vary dimensionally this is natural characteristic of fired clay products and is catered for in relevant Indian Standard.*

****Dimensions are subject to change without prior notice, before ordering/designing buyers are encouraged to inquire about prevailing sizes and quantities available.*

CTL69

LINEAR PHOENIX GREY



L 327 H 50 T 25 MM

Corner Consumption:

Per Running
Sq. Ft. - 5 pcs.

***Specifications:**

Weight: 1 Kg
Water absorption: < 18%

Coverage per sq.ft. (10mm joint):

1 sq. ft. - 4.6 pcs.
1 m2 - 49.5 pcs.

**Specifications are indicative, buyers are requested to undertake tests in accredited laboratories to verify suitability of bricks for particular application.*

***Individual bricks may vary dimensionally this is natural characteristic of fired clay products and is catered for in relevant Indian Standard.*

****Dimensions are subject to change without prior notice, before ordering/designing buyers are encouraged to inquire about prevailing sizes and quantities available.*

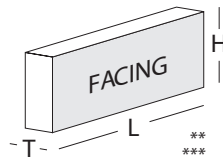
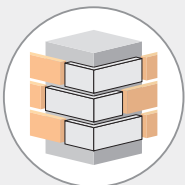

Cladding
Traditional Linea

THE
BRICK
STORE



CTL70

LINEAR GRAPHITE



L 327 H 50 T 25 MM

Corner Consumption:

Per Running
Sq. Ft. - 5 pcs.

***Specifications:**

Weight: 1 Kg
Water absorption: < 18%

Coverage per sq.ft. (10mm joint):

1 sq. ft. - 4.6 pcs.
1 m2 - 49.5 pcs.

**Specifications are indicative, buyers are requested to undertake tests in accredited laboratories to verify suitability of bricks for particular application.*

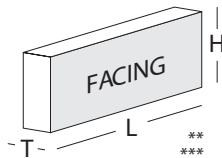
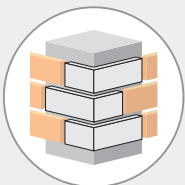
***Individual bricks may vary dimensionally this is natural characteristic of fired clay products and is catered for in relevant Indian Standard.*

****Dimensions are subject to change without prior notice, before ordering/designing buyers are encouraged to inquire about prevailing sizes and quantities available.*

LR

CTL71

LINEAR LHASA WHITE



L 327 H 50 T 25 MM

Corner Consumption:

Per Running
Sq. Ft. - 5 pcs.

***Specifications:**

Weight: 1 Kg
Water absorption: < 18%

Coverage per sq.ft. (10mm joint):

1 sq. ft. - 4.6 pcs.
1 m2 - 49.5 pcs.

**Specifications are indicative, buyers are requested to undertake tests in accredited laboratories to verify suitability of bricks for particular application.*

***Individual bricks may vary dimensionally this is natural characteristic of fired clay products and is catered for in relevant Indian Standard.*

****Dimensions are subject to change without prior notice, before ordering/designing buyers are encouraged to inquire about prevailing sizes and quantities available.*

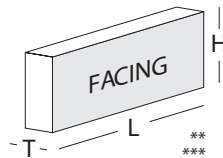
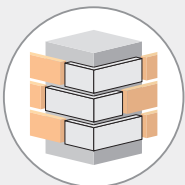
Cladding
Traditional Linea

THE
BRICK
STORE



CTL72

LINEAR MANCHESTER RED



L 327 H 50 T 25 MM

Corner Consumption:

Per Running
Sq. Ft. - 5 pcs.

***Specifications:**

Weight: 1 Kg
Water absorption: < 18%

Coverage per sq.ft. (10mm joint):

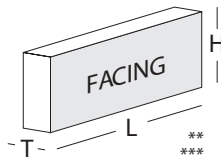
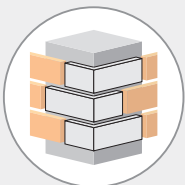
1 sq. ft. - 4.6 pcs.
1 m2 - 49.5 pcs.

*Specifications are indicative, buyers are requested to undertake tests in accredited laboratories to verify suitability of bricks for particular application.
**Individual bricks may vary dimensionally this is natural characteristic of fired clay products and is catered for in relevant Indian Standard.
***Dimensions are subject to change without prior notice, before ordering/designing buyers are encouraged to inquire about prevailing sizes and quantities available.

LR

CTL73

LINEAR ASHDOWN MULTI



L 327 H 50 T 25 MM

Corner Consumption:

Per Running
Sq. Ft. - 5 pcs.

***Specifications:**

Weight: 1 Kg
Water absorption: < 18%

Coverage per sq.ft. (10mm joint):

1 sq. ft. - 4.6 pcs.
1 m2 - 49.5 pcs.

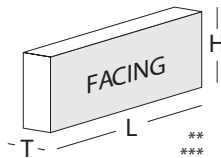
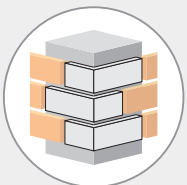
**Specifications are indicative, buyers are requested to undertake tests in accredited laboratories to verify suitability of bricks for particular application.*

***Individual bricks may vary dimensionally this is natural characteristic of fired clay products and is catered for in relevant Indian Standard.*

****Dimensions are subject to change without prior notice, before ordering/designing buyers are encouraged to inquire about prevailing sizes and quantities available.*

CTL74

WEATHERED VINCENT LINEA



L 327 H 50 T 25 MM

Corner Consumption:

Per Running
Sq. Ft. - 5 pcs.

***Specifications:**

Weight: 1 Kg
Water absorption: < 18%

Coverage per sq.ft. (10mm joint):

1 sq. ft. - 4.6 pcs.
1 m2 - 49.5 pcs.

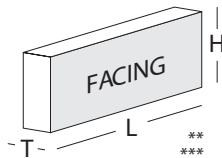
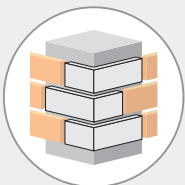
**Specifications are indicative, buyers are requested to undertake tests in accredited laboratories to verify suitability of bricks for particular application.*

***Individual bricks may vary dimensionally this is natural characteristic of fired clay products and is catered for in relevant Indian Standard.*

****Dimensions are subject to change without prior notice, before ordering/designing buyers are encouraged to inquire about prevailing sizes and quantities available.*

CTL75

IVORY LINEAR



L 327 H 50 T 25 MM

Corner Consumption:

Per Running
Sq. Ft. - 5 pcs.

***Specifications:**

Weight: 1 Kg
Water absorption: < 18%

Coverage per sq.ft. (10mm joint):

1 sq. ft. - 4.6 pcs.
1 m2 - 49.5 pcs.

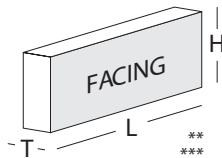
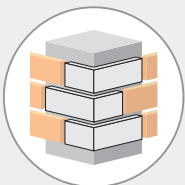
**Specifications are indicative, buyers are requested to undertake tests in accredited laboratories to verify suitability of bricks for particular application.*

***Individual bricks may vary dimensionally this is natural characteristic of fired clay products and is catered for in relevant Indian Standard.*

****Dimensions are subject to change without prior notice, before ordering/designing buyers are encouraged to inquire about prevailing sizes and quantities available.*

CTL76

BURNT WOOD LINEAR



L 327 H 50 T 25 MM

Corner Consumption:

Per Running
Sq. Ft. - 5 pcs.

***Specifications:**

Weight: 1 Kg
Water absorption: < 18%

Coverage per sq.ft. (10mm joint):

1 sq. ft. - 4.6 pcs.
1 m2 - 49.5 pcs.

**Specifications are indicative, buyers are requested to undertake tests in accredited laboratories to verify suitability of bricks for particular application.*

***Individual bricks may vary dimensionally this is natural characteristic of fired clay products and is catered for in relevant Indian Standard.*

****Dimensions are subject to change without prior notice, before ordering/designing buyers are encouraged to inquire about prevailing sizes and quantities available.*

Follow thebrickstoreindia on



THE
BRICK
STORE

Ahmedabad | Bengaluru | Godhra | Hyderabad | Ludhiana | Pune | Rajkot | Vadodara

Upcoming Stores: Indore, Nashik, Surat & Delhi

LR
LR Sood & Co

The Brick Store - Ludhiana

M/s Lekh Ram Sood & Co
Sahnewal-Dehlon Road
Near Khanpur Canal
Village Bhutta
Ludhiana - 141206
Punjab, India
Cell: +91 94170 31265
+91 70690 06103
Email: ldh@thebrickstore.in

Brick Factory:

Jay Jalaram Brick Works
Near Main RTO Office
Godhra - 389001
Gujarat, India
Cell: +91 75709 75709
+91 70690 06101
Email: sales@jjb.co.in

www.thebrickstore.in

quality is our way of life

